

# TUFFTALK M

## COMMERCIAL MESH INTERCOM™ COMMUNICATION HEADSET



### Mesh Intercom™

#### A NEW, ROBUST FORM OF SAFE COMMUNICATION IN THE WORKFORCE

Mesh Intercom™ technology allows users to pair with the touch of a single button, enjoying an extremely robust and flexible connection. When a user in a group falls out of range, the rest of the group remains seamlessly connected while the Tufftalk M intelligently searches for the lost connection and reconnects automatically once the user is back in range.

#### KEY MESH FEATURES:

- ✓ 0.7 mi / 1.1 km Mesh Intercom™ range
- ✓ Open Mesh & Group Mesh
- ✓ Nine channels available via Open Mesh
- ✓ Twenty-four users can join a private Group Mesh
- ✓ A virtually limitless number of users can join an Open Mesh

## SAFETY FEATURES & BENEFITS

### Ease of Use

With Mesh Intercom™, the communication setup is as simple as a click of a button. Once you enter Open Mesh, you'll be able to speak with a virtually limitless number of users.

### Hands-Free Communication

The Tufftalk M features full-duplex communication, allowing you to speak with your team without needing a "push-to-talk" button.

### Noise Reduction Rating (NRR)

Two styles are available with their respective Noise Reduction Ratings (NRR): Over-the-head (26dB) and hard hat integrated (24dB).

### SPECIFICATION TABLE

<b>Net Weight</b>	Over-the-head: 12.5 ounces (354 grams) Hard hat: 13.0 ounces (368 grams)
<b>Talk Time</b>	Mesh Intercom: 8 hours Bluetooth Intercom: 13 hours
<b>Communication Distance</b>	Mesh Intercom™: 0.7 miles (1.1 kilometers) Bluetooth® Intercom: 0.25 miles (0.4 kilometers)
<b>Microphone</b>	Replaceable microphone with a locking fixture installed on the right side earmuff
<b>Button Type</b>	Three-button type
<b>Antenna Type</b>	Built-in antenna

### PART NUMBERS

<b>TUFFTALK-M-01</b>	Tufftalk M, Over-the-Head Earmuff with Long-Range Mesh Communication
<b>TUFFTALK-M-02</b>	Tufftalk M, Hard Hat Mount Earmuff with Long-Range Mesh Communication
<b>TUFFTALK-A0201</b>	Hard Hat Adapters for Tufftalk M
<b>TUFFTALK-A0204</b>	Hygiene Kit for Tufftalk M (earcups, speaker sponges, microphone sponges)
<b>TUFFTALK-A0205</b>	Microphone for Tufftalk M

Learn more at  
[Sena.com/product/Tufftalk-M](https://Sena.com/product/Tufftalk-M)

**SENA**  
#WORKCONNECTED

    [Sena.com](https://Sena.com)

## BASIC OPERATIONS

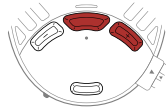
### Power on

Press and Hold for 1 second



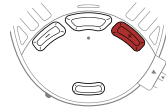
### Power off

1-Click



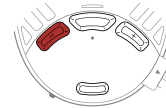
### Volume up

1-Click



### Volume down

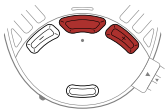
1-Click



## MOBILE PHONE

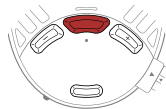
### Pair to mobile phone

Press and Hold for 10 seconds



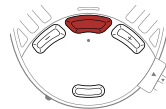
### Answer phone call

1-Click



### End/Reject phone call

Press and Hold for 2 seconds



## INTERCOM

### Open Mesh On/Off

1-Click



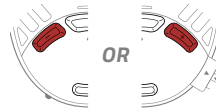
### Enter Channel Selection

2-Clicks



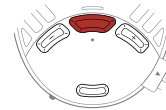
### Navigate Channels

1-Click



### Confirm Channel

1-Click



### Create/Enter Group Mesh

Press and Hold for 5 seconds



### Join Existing Group Mesh

Press and Hold for 5 seconds



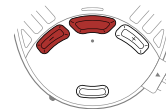
### Toggle Open Mesh/Group Mesh

Press and Hold for 3 seconds



### Mute/Unmute Microphone

1-Click



#### Note:

- This action enters Mesh Grouping mode
- Creating a Group Mesh requires a minimum of two Open Mesh users
- Each Open Mesh user must perform the above action within 30 seconds of each other to create the Group Mesh

#### Note:

- This action enters Mesh Grouping mode
- Joining an existing Group Mesh requires one current Group Mesh user and at least one Open Mesh user
- A current Group Mesh user must perform the above action to allow an Open Mesh user to join
- An Open Mesh user must perform the above action while in any Open Mesh channel within 30 seconds of the Group Mesh member allowing another user to join

### Reset Mesh

Press and Hold for 8 seconds

